

# **WEBUTUCK CENTRAL SCHOOL DISTRICT**

## **2021-2022 PROPOSED BUDGET**

**Adopted by the Board of Education  
April 19, 2021**

**NORTHEAST (WEBUTUCK) CENTRAL SCHOOL DISTRICT OFFICIAL BALLOT  
MAY 18, 2021**

*INDICATE YOUR VOTE BY MAKING A SINGLE CROSS MARK ( X ) OR A CHECK MARK (v) IN THE APPROPRIATE BOX USING ONLY BLACK LEAD PENCIL OR BLUE OR BLACK INK PEN. Any other mark or any erasure made on this ballot is unlawful and may invalidate the ballot.*

**PROPOSITION I: 2021-2022 Northeast (Webutuck) School Budget**

Shall the 2021-2022 Budget as adopted by the Board of Education in the amount of \$24,798,803, with anticipated revenue exclusive of taxes in the amount of \$8,582,074 and the amount to be raised through taxes of \$16,216,729, be approved?

YES

NO

**Northeast (Webutuck) Board of Education Members  
Vote for Four (4)**

*VOTE FOR MEMBERS OF THE BOARD OF EDUCATION TO FILL FOUR VACANCIES AT LARGE. TWO TERMS BEGIN JULY 1, 2021 AND END JUNE 30, 2024. ONE TERM BEGINS MAY 19, 2021 AND ENDS JUNE 30, 2023 AND ONE TERM BEGINS MAY 19, 2021 AND ENDS JUNE 30, 2022. YOU MAY VOTE FOR UP TO FOUR TOTAL PEOPLE BY MARKING THE APPROPRIATE BOXES AND/OR BY WRITE-IN USING THE LINES BELOW. IF YOU MARK OR WRITE IN MORE THAN FOUR TOTAL NAMES, YOUR VOTES WILL NOT BE COUNTED.*

**Jessica Deister**

**Joanne Boyd**

**Rick Keller Coffey**

*FOUR BLANK SPACES BELOW ARE PROVIDED FOR THE PURPOSE OF VOTING FOR A CANDIDATE NOT NOMINATED ABOVE FOR A VACANCY ON THE BOARD OF EDUCATION. WRITE IN NAME(S) USING ONLY BLACK LEAD PENCIL OR BLACK OR BLUE INK PEN.*

1. \_\_\_\_\_ 2. \_\_\_\_\_ 3. \_\_\_\_\_ 4. \_\_\_\_\_

Adopted Budget 2021-2022

Account Name	Account Code	2020-2021 Budget	2021-2022 Adopted Budget	2021-2022 BUDGET COMPONENTS		
				ADMIN	PROGRAM	CAPITAL
<b>GENERAL SUPPORT</b>						
<b>BOARD OF EDUCATION</b>						
Contractual	A 1010.400-00-0020	8,000.00	8,000.00	8,000.00		
Conference and Mileage	A 1010.410-00-0020	3,620.00	3,620.00	3,620.00		
Materials and Supplies	A 1010.450-00-0020	477.00	477.00	477.00		
<b>BOARD OF EDUCATION</b>		<b>12,097.00</b>	<b>12,097.00</b>	<b>12,097.00</b>	<b>0.00</b>	<b>0.00</b>
Noninstructional Salaries	A 1040.160-00-0020	10,054.00	10,255.00	10,255.00		
Materials and Supplies	A 1040.450-00-0020	428.00	428.00	428.00		
<b>DISTRICT CLERK</b>		<b>10,482.00</b>	<b>10,683.00</b>	<b>10,683.00</b>	<b>0.00</b>	<b>0.00</b>
Miscellaneous Expense	A 1060.440-00-0020	138.00	138.00	138.00		
Advertising	A 1060.448-00-0020	2,000.00	2,000.00	2,000.00		
Materials and Supplies	A 1060.450-00-0020	608.00	608.00	608.00		
<b>DISTRICT MEETING</b>		<b>2,746.00</b>	<b>2,746.00</b>	<b>2,746.00</b>	<b>0.00</b>	<b>0.00</b>
<b>TOTAL BOARD OF EDUCATION</b>		<b>25,325.00</b>	<b>25,526.00</b>	<b>25,526.00</b>	<b>0.00</b>	<b>0.00</b>
<b>CENTRAL ADMINISTRATION</b>						
Salary-Chief School Administrator	A 1240.150-00-0020	182,818.00	186,355.00	186,355.00		
Noninstructional Salaries	A 1240.160-00-0020	54,404.00	55,458.00	55,458.00		
Noninstructional Salary-Season/Subs	A 1240.164-00-0020	1,082.00	1,082.00	1,082.00		
Contractual Expense	A 1240.400-00-0020	1,000.00	1,000.00	1,000.00		
Conference Fees and Mileage	A 1240.410-00-0020	7,275.00	7,275.00	7,275.00		
Fees and Dues	A 1240.411-00-0020	2,100.00	2,100.00	2,100.00		
Materials and Supplies	A 1240.450-00-0020	1,500.00	1,500.00	1,500.00		
<b>CHIEF SCHOOL ADMINISTRATOR</b>		<b>250,179.00</b>	<b>254,770.00</b>	<b>254,770.00</b>	<b>0.00</b>	<b>0.00</b>
<b>TOTAL CENTRAL ADMINISTRATION</b>		<b>250,179.00</b>	<b>254,770.00</b>	<b>254,770.00</b>	<b>0.00</b>	<b>0.00</b>
<b>FINANCE</b>						
Salary-School Business Administrator	A 1310.150-00-0020	122,400.00	129,848.00	129,848.00		
Noninstructional Salaries	A 1310.160-00-0020	125,381.00	127,726.00	127,726.00		
Noninstructional Salary-Over/Extra	A 1310.162-00-0020	3,800.00	3,800.00	3,800.00		
Contractual Expense	A 1310.400-00-0020	48,000.00	50,400.00	50,400.00		
CONFERENCE FEES AND MILEAGE	A 1310.410-00-0020	6,000.00	6,000.00	6,000.00		
FEES & DUES	A 1310.411-00-0020	765.00	765.00	765.00		
POSTAGE	A 1310.444-00-0020	1,500.00	1,500.00	1,500.00		
PUBLIC NOTICE ADVERTISING	A 1310.448-00-0020	1,200.00	1,200.00	1,200.00		
MATERIALS AND SUPPLIES	A 1310.450-00-0020	5,606.00	6,000.00	6,000.00		
BOCES SERVICES	A 1310.490-00-0020	8,912.00	9,172.00	9,172.00		
<b>BUSINESS ADMINISTRATION</b>		<b>323,564.00</b>	<b>336,411.00</b>	<b>336,411.00</b>	<b>0.00</b>	<b>0.00</b>
CONTRACTUAL AND OTHER	A 1320.400-00-0020	25,500.00	25,500.00	25,500.00		
<b>AUDITING</b>		<b>25,500.00</b>	<b>25,500.00</b>	<b>25,500.00</b>	<b>0.00</b>	<b>0.00</b>
NONINSTRUCTIONAL SALARIES	A 1325.160-00-0020	48,094.00	49,056.00	49,056.00		
NONINSTRUCTIONAL SAL.-DPTY. TREAS.	A 1325.160-10-0020	2,589.00	2,589.00	2,589.00		
TREASURER CONTRACTUAL	A 1325.400-00-0020	200.00	200.00	200.00		
CONFERENCE AND MILEAGE	A 1325.410-00-0020	800.00	800.00	800.00		
<b>TREASURER</b>		<b>51,683.00</b>	<b>52,645.00</b>	<b>52,645.00</b>	<b>0.00</b>	<b>0.00</b>
NONINSTRUCTIONAL SALARIES	A 1330.160-00-0020	5,610.00	5,610.00	5,610.00		
CONTRACTUAL AND OTHER	A 1330.400-00-0020	2,576.00	2,576.00	2,576.00		
POSTAGE	A 1330.444-00-0020	2,414.00	2,414.00	2,414.00		
ADVERTISING	A 1330.448-00-0020	402.00	402.00	402.00		
MATERIALS AND SUPPLIES	A 1330.450-00-0020	204.00	204.00	204.00		
<b>TAX COLLECTION</b>		<b>11,206.00</b>	<b>11,206.00</b>	<b>11,206.00</b>	<b>0.00</b>	<b>0.00</b>
<b>TOTAL FINANCE</b>		<b>411,953.00</b>	<b>425,762.00</b>	<b>425,762.00</b>	<b>0.00</b>	<b>0.00</b>
<b>STAFF</b>						
CONTRACTUAL AND OTHER	A 1420.400-00-0020	16,934.00	16,934.00	16,934.00		
CONTRACTUAL - NON-RETAINER	A 1420.400-00-0120	20,904.00	20,904.00	20,904.00		
<b>LEGAL</b>		<b>37,838.00</b>	<b>37,838.00</b>	<b>37,838.00</b>	<b>0.00</b>	<b>0.00</b>
PERSONNEL ADVERTISING	A 1430.448-00-0020	2,000.00	2,000.00	2,000.00		
BOCES SERVICES	A 1430.490-00-0020	13,297.00	13,297.00	13,297.00		
<b>PERSONNEL</b>		<b>15,297.00</b>	<b>15,297.00</b>	<b>15,297.00</b>	<b>0.00</b>	<b>0.00</b>
CONTRACTUAL AND OTHER	A 1480.400-00-0020	2,250.00	2,250.00	2,250.00		
PUBLIC INFORMATION & SERVICES		18,650.00	18,650.00	18,650.00		
<b>PUBLIC INFORMATION &amp; SERVICES</b>		<b>20,900.00</b>	<b>20,900.00</b>	<b>20,900.00</b>	<b>0.00</b>	<b>0.00</b>
<b>TOTAL STAFF</b>		<b>74,035.00</b>	<b>74,035.00</b>	<b>74,035.00</b>	<b>0.00</b>	<b>0.00</b>

<b>CENTRAL SERVICES</b>						
NONINSTRUCTIONAL SALARIES	A 1620.160-00-0020	206,194.38	243,344.60			243,344.60
NONINSTRUCTIONAL SALARIES - EXTRAS	A 1620.162-00-0020	18,927.00	18,927.00			18,927.00
NONINSTRUCTIONAL SALARIES - SUBS	A 1620.164-00-0021	20,131.00	20,131.00			20,131.00
EQUIPMENT	A 1620.200-00-0021	2,500.00	2,500.00			2,500.00
SERVICE CONTRACTS	A 1620.400-00-0021	15,000.00	15,000.00			15,000.00
FUEL AND UTILITIES	A 1620.420-00-0020	400,000.00	400,000.00			400,000.00
TELEPHONE SERVICE	A 1620.421-00-0020	8,400.00	8,400.00			8,400.00
LIABILITY INSURANCE	A 1620.422-00-0020	36,176.70	43,500.00			43,500.00
REPAIRS	A 1620.430-00-0021	17,000.00	17,000.00			17,000.00
MATERIALS & SUPPLIES	A 1620.450-00-0020	10,200.00	10,200.00			10,200.00
MATERIALS AND SUPPLIES	A 1620.450-00-0021	32,000.00	32,000.00			32,000.00
BOCES SERVICES	A 1620.490-00-0020	79,101.24	84,684.16			84,684.16
<b>OPERATION OF PLANT</b>		<b>845,630.32</b>	<b>895,686.76</b>	<b>0.00</b>	<b>0.00</b>	<b>895,686.76</b>
NONINSTRUCTIONAL SALARIES	A 1621.160-00-0020	187,889.93	190,387.00			190,387.00
NONINSTRUCTIONAL SALARIES - EXTRAS	A 1621.162-00-0021	9,302.00	9,302.00			9,302.00
NONINSTRUCTIONAL SALARIES - SUBS	A 1621.164-00-0021	8,840.00	8,840.00			8,840.00
CONTRACTUAL AND OTHER	A 1621.400-00-0021	107,224.00	107,224.00			107,224.00
CONFERENCE & MILEAGE	A 1621.410-00-0021	780.00	780.00			780.00
GENERAL REPAIRS	A 1621.430-00-0021	38,148.00	38,148.00			38,148.00
SMALL IMPROVEMENT PROJECTS	A 1621.430-00-1021		150,000.00			150,000.00
REPAIRS - ROOFS & PAVING REPAIRS	A 1621.431-00-0021	9,920.00	9,920.00			9,920.00
MATERIALS AND SUPPLIES	A 1621.450-00-0021	52,720.00	52,720.00			52,720.00
BOCES SERVICES	A 1621.490-00-0020	35,400.00	46,968.00			46,968.00
<b>MAINTENANCE OF PLANT</b>		<b>450,223.93</b>	<b>614,289.00</b>	<b>0.00</b>	<b>0.00</b>	<b>614,289.00</b>
MATERIALS AND SUPPLIES	A 1670.450-00-0020	4,577.00	4,577.00	4,577.00		
BOCES SERVICES	A 1670.490-00-0020	13,597.32	13,597.32	13,597.32		
<b>CENTRAL PRINTING &amp; MAILING</b>		<b>18,174.32</b>	<b>18,174.32</b>	<b>18,174.32</b>	<b>0.00</b>	<b>0.00</b>
CENTRAL DATA PROCESSING	A 1680.490-00-0020	6,782.05	6,782.05	6,782.05		
<b>CENTRAL DATA PROCESSING</b>		<b>6,782.05</b>	<b>6,782.05</b>	<b>6,782.05</b>		
<b>TOTAL CENTRAL SERVICES</b>		<b>1,320,810.62</b>	<b>1,534,932.13</b>	<b>24,956.37</b>	<b>0.00</b>	<b>1,509,975.76</b>
<b>SPECIAL ITEMS</b>						
UNALLOCATED LIABILITY INSURANCE	A 1910.420-00-0020	41,689.00	41,689.00	41,689.00		
STUDENT ACCIDENT INSURANCE	A 1910.420-02-0020	9,769.00	9,769.00	9,769.00		
<b>UNALLOCATED INSURANCE</b>		<b>51,458.00</b>	<b>51,458.00</b>	<b>51,458.00</b>	<b>0.00</b>	<b>0.00</b>
SCHOOL ASSOCIATION DUES	A 1920.420-00-0020	9,451.00	9,451.00	9,451.00		
<b>SCHOOL ASSOCIATION DUES</b>		<b>9,451.00</b>	<b>9,451.00</b>	<b>9,451.00</b>	<b>0.00</b>	<b>0.00</b>
REFUND ON REAL PROPERTY TAXES	A 1964.440-00-0020	3,000.00	100,000.00	0.00		100,000.00
<b>REFUND OF REAL PROPERTY TAXES</b>		<b>3,000.00</b>	<b>100,000.00</b>	<b>0.00</b>	<b>0.00</b>	<b>100,000.00</b>
BOCES SERVICES	A 1981.490-00-0020	415,113.00	350,240.00	98,560.00		251,680.00
<b>BOCES SERVICES</b>		<b>415,113.00</b>	<b>350,240.00</b>	<b>98,560.00</b>	<b>0.00</b>	<b>251,680.00</b>
<b>TOTAL SPECIAL ITEMS</b>		<b>479,022.00</b>	<b>511,149.00</b>	<b>159,469.00</b>	<b>0.00</b>	<b>351,680.00</b>
<b>TOTAL GENERAL SUPPORT</b>		<b>2,561,324.62</b>	<b>2,826,174.13</b>	<b>964,518.37</b>	<b>0.00</b>	<b>1,861,655.76</b>
<b>INSTRUCTION</b>						
<b>INSTRUCTION ADMINISTRATION &amp; IMPROVEMENT</b>						
SUMMER CURRICULUM WRITING	A 2010.150-00-2020	3,109.00	3,109.00	3,109.00		
MATERIALS & SUPPLIES-CURRICULUM	A 2010.450-00-0020	900.00	900.00	900.00		
MATERIALS & SUPPLIES - MATH	A 2010.450-00-0120	1,350.00	1,350.00	1,350.00		
MATERIALS & SUPPLIES - SP AREAS	A 2010.450-00-0220	400.00	400.00	400.00		
MATERIALS & SUPPLIES - SCIENCE	A 2010.450-00-0320	1,350.00	1,350.00	1,350.00		
MATERIALS & SUPPLIES-LANGUAGE ARTS	A 2010.450-00-0420	1,350.00	1,350.00	1,350.00		
MATERIALS & SUPPLIES - SPEC ED	A 2010.450-00-0520	1,350.00	1,350.00	1,350.00		
MATERIALS & SUPPLIES - SOC STUDIES	A 2010.450-00-0620	1,350.00	1,350.00	1,350.00		
MATERIALS & SUPPLIES - LITERACY	A 2010.450-00-0720	4,000.00	4,000.00	4,000.00		
BOCES SERVICES	A 2010.490-00-0020	7,500.00	10,125.00	10,125.00		
<b>CURRICULUM DEVELOPMENT &amp; SUPERVISION</b>		<b>22,659.00</b>	<b>25,284.00</b>	<b>25,284.00</b>	<b>0.00</b>	<b>0.00</b>
INSTRUCTIONAL SALARIES	A 2020.150-00-0020	343,931.94	353,200.58	353,200.58		
NONINSTRUCTIONAL SALARIES	A 2020.160-00-0020	136,035.60	159,041.58	159,041.58		
NONINSTRUCTIONAL SALARIES - EXTRA	A 2020.162-00-0020	4,100.00	4,100.00	4,100.00		
CONTRACTUAL-WHS	A 2020.400-01-0030	400.00	400.00	400.00		
CONTRACTUAL-WES	A 2020.400-02-0032	1,000.00	1,000.00	1,000.00		
CONTRACTUAL- EBIS	A 2020.400-05-0031	2,600.00	2,600.00	2,600.00		
CONTRACTUAL-FINGERPRINTING EXPENSE	A 2020.401-00-0020	2,000.00	2,000.00	2,000.00		

CONFERENCE FEES AND MILEAGE-WHS	A 2020.410-01-0030	150.00	150.00	150.00		
CONFERENCE FEES AND MILEAGE-WES	A 2020.410-02-0032	100.00	100.00	100.00		
CONFERENCE FEES AND MILEAGE - EBIS	A 2020.410-05-0031	250.00	250.00	250.00		
FEES AND DUES WHS	A 2020.411-01-0030	400.00	400.00	400.00		
MISCELLANEOUS-WHS	A 2020.440-01-0030	200.00	200.00	200.00		
MISCELLANEOUS-WES	A 2020.440-02-0032	300.00	300.00	300.00		
MISCELLANEOUS - EBIS	A 2020.440-05-0031	100.00	100.00	100.00		
POSTAGE-WHS	A 2020.444-01-0030	2,000.00	2,000.00	2,000.00		
POSTAGE-WES	A 2020.444-02-0032	1,700.00	1,700.00	1,700.00		
POSTAGE - EBIS	A 2020.444-05-0031	1,750.00	1,750.00	1,750.00		
PRINTING-WHS	A 2020.445-01-0030	900.00	900.00	900.00		
PRINTING-WES	A 2020.445-02-0032	500.00	500.00	500.00		
PRINTING - EBIS	A 2020.445-05-0031	1,000.00	1,000.00	1,000.00		
MATERIALS AND SUPPLIES-WHS	A 2020.450-01-0030	2,200.00	2,200.00	2,200.00		
MATERIALS AND SUPPLIES-WES	A 2020.450-02-0032	2,500.00	2,500.00	2,500.00		
MATERIALS & SUPPLIES - EBIS	A 2020.450-05-0031	2,500.00	2,500.00	2,500.00		
<b>SUPERVISION - REGULAR SCHOOL</b>		<b>506,617.54</b>	<b>538,892.16</b>	<b>538,892.16</b>	<b>0.00</b>	<b>0.00</b>
TESTING	A 2060.443-00-0020	10,397.00	10,397.00	10,397.00		
<b>RESEARCH, PLANNING &amp; EVALUATION</b>		<b>10,397.00</b>	<b>10,397.00</b>	<b>10,397.00</b>	<b>0.00</b>	<b>0.00</b>
BOCES SERVICES	A 2070.490-00-0020	81,365.42	82,327.00	82,327.00		
<b>IN-SERVICE TRAINING - INSTRUCTION</b>		<b>81,365.42</b>	<b>82,327.00</b>	<b>82,327.00</b>	<b>0.00</b>	<b>0.00</b>
<b>TOTAL INSTRUCTION ADMINISTRATION &amp; IMPROVEMENT</b>		<b>621,038.96</b>	<b>656,900.16</b>	<b>656,900.16</b>	<b>0.00</b>	<b>0.00</b>
<b>TEACHING</b>						
PRE-K SALARIES	A 2110.120-00-0120	81,445.89	82,356.23	82,356.23		
INSTRUCTIONAL SALARIES - DISTRICT	A 2110.120-00-0820	205,075.66	164,047.00	164,047.00		
INSTRUCTIONAL SALARIES 4-6	A 2110.120-02-0420	756,922.41	665,437.00	665,437.00		
INSTRUCTIONAL SALARIES K-3	A 2110.120-03-0320	1,078,094.00	1,022,740.00	1,022,740.00		
INSTRUCTIONAL SALARIES - 6	A 2110.120-05-0420	234,637.00	243,119.00	243,119.00		
INSTR. SALARIES-MENTORS/FAC	A 2110.123-00-0020	2,646.00	2,646.00	2,646.00		
INSTR. SALARIES - MUSIC/CONCERTS	A 2110.123-00-0820	1,000.00	1,000.00	1,000.00		
INSTR. SALAIRES- MENTORS 4-6	A 2110.123-02-0420	848.00	848.00	848.00		
INSTR. SALARIES - MENTORS K-3	A 2110.123-03-0320	848.00	848.00	848.00		
INSTR SALARIES - ELL AES/WES	A 2110.124-03-0320	159,108.00	166,283.00	166,283.00		
INSTRUCTIONAL SALARIES 7-12	A 2110.130-01-0520	1,448,597.00	1,334,733.00	1,334,733.00		
INSTRUCTIONAL SALARIES 7-12	A 2110.130-05-0520	649,417.00	677,926.00	677,926.00		
INSTR. SALARIES - EXTRAS	A 2110.132-00-0020	15,368.00	15,368.00	15,368.00		
INSTR SALARIES - EXTRA 7-12 WHS	A 2110.132-01-0520	12,735.00	12,735.00	12,735.00		
INSTR. SALARIES - MENTORS - WHS	A 2110.133-01-0520	848.00	848.00	848.00		
INSTR. SALARIES - ELL 7-12	A 2110.134-01-0520	98,221.00	101,668.00	101,668.00		
SUBSTITUTE TEACHERS SALARIES	A 2110.140-00-0020	82,584.00	82,584.00	82,584.00		
HOME TUTORING	A 2110.141-00-0020	8,070.00	8,070.00	8,070.00		
INSTRUCTIONAL SALARIES - TA'S ONLY	A 2110.150-08-0820	184,436.75	166,077.00	166,077.00		
NONINSTRUCTIONAL SALARIES	A 2110.160-00-0020	23,898.29	18,116.00	18,116.00		
NON INSTR SALARIES- EXTRA -SUP CONF	A 2110.162-00-0020	6,640.00	6,640.00	6,640.00		
NON-INSTRUCT. SALARIES - SUBS	A 2110.164-00-0020	6,500.00	6,500.00	6,500.00		
CONTRACTUAL-WES	A 2110.400-02-0032	2,000.00	2,000.00	2,000.00		
CONTRACTUAL - DCC - STUDENTS	A 2110.401-00-0120	15,000.00	15,000.00	15,000.00		
CONTRACTUAL - AIE- DISTRICT	A 2110.402-00-0020	2,000.00	2,000.00	2,000.00		
CONTRACTUAL - SCHOOL RESOURCE OFFICER	A 2110.403-00-0020	82,809.00	93,500.00	93,500.00		
CONFERENCE FEES AND MILEAGE-WHS	A 2110.410-01-0030	845.00	845.00	845.00		
CONFERENCE FEES AND MILEAGE-WES	A 2110.410-02-0032	2,000.00	2,000.00	2,000.00		
CONFERENCE & MILEAGE -EBIS	A 2110.410-05-0031	1,000.00	1,000.00	1,000.00		
ADMISSIONS, FEES & DUES- WHS	A 2110.411-01-0030	1,750.00	1,750.00	1,750.00		
ADMISSIONS, FEES & DUES - WES	A 2110.411-02-0032	800.00	800.00	800.00		
ADMISSIONS, FEES & DUES - EBMS	A 2110.411-05-0031	2,043.00	2,043.00	2,043.00		
CONSULTANTS - DISTRICT	A 2110.412-00-0020	2,000.00	2,000.00	2,000.00		
EQUIPMENT REPAIRS - DISTRICT	A 2110.430-00-0020	1,225.00	1,225.00	1,225.00		
INSTRUCTIONAL SUPPLIES-WHS	A 2110.450-01-0030	22,230.00	22,230.00	22,230.00		
INSTRUCTIONAL SUPPLIES-WES	A 2110.450-02-0032	18,975.00	18,975.00	18,975.00		
INSTRUCTIONAL SUPPLIES - EBIS	A 2110.450-05-0031	19,200.00	19,200.00	19,200.00		
PBIS WEBUTUCK HIGH SCHOOL	A 2110.450-09-0930	1,666.66	1,666.66	1,666.66		
PBIS EUGENE BROOKS	A 2110.450-09-0931	1,666.67	1,666.67	1,666.67		
PBIS WEBUTUCK ELEMENTARY	A 2110.450-09-0932	1,666.67	1,666.67	1,666.67		
TUITION TO OTHER DISTRICTS	A 2110.470-00-0020	17,160.00	17,160.00	17,160.00		
TEXTBOOKS-PRIVATE	A 2110.480-00-0020	3,000.00	1,000.00	1,000.00		
TEXTBOOKS - DISTRICT	A 2110.480-00-0120	50,000.00	65,000.00	65,000.00		
BOCES SERVICES	A 2110.490-00-0020	128,039.00	128,039.00	128,039.00		
<b>REGULAR SCHOOL</b>		<b>5,435,016.00</b>	<b>5,181,356.23</b>	<b>5,181,356.23</b>	<b>0.00</b>	<b>0.00</b>
<b>PROGRAMS FOR HANDICAPPED CHILDREN</b>						
DIRECTOR OF STUDENT SERVICES	A 2250.150-00-1020	122,400.00	124,848.00	124,848.00		
SALARIES (SPED) TEACHING 9-12	A 2250.150-01-0520	303,362.00	250,418.00	250,418.00		

SALARIES (SPED) TEACHING 5-8	A 2250.150-02-0420	157,411.00	163,317.00		163,317.00	
SALARIES (SPED) TEACHING K-3	A 2250.150-03-0320	248,684.00	450,573.00		450,573.00	
INSTRUCTIONAL SALARIES	A 2250.150-05-0520	70,271.00	72,894.00		72,894.00	
INSTRUCTIONAL SALARIES - TA'S ONLY	A 2250.150-08-0820	141,054.75	143,842.50		143,842.50	
INSTRUCTIONAL SALARIES	A 2250.151-00-0820	283,264.00	290,379.00		290,379.00	
INSTRUCTIONAL SALARIES	A 2250.151-03-0320	60,810.00	63,979.00		63,979.00	
INSTRUCT. SALARIES - EXTRAS	A 2250.152-00-0020	17,541.00	17,541.00		17,541.00	
INSTRUCTIONAL SALARIES MENTORS/FACI	A 2250.153-00-0020	3,164.00	3,164.00		3,164.00	
NONINSTRUCTIONAL SALARIES	A 2250.160-00-0020	35,806.76	36,173.00		36,173.00	
NONINSTRUCTIONAL SALARIES - SR TYP	A 2250.161-00-0020	41,589.99	42,412.50		42,412.50	
NONINSTRUCTIONAL SALARIES - EXTRAS	A 2250.162-00-0020	5,660.00	5,660.00		5,660.00	
NON-INSTRUCTIONAL SALARIES - SUBS	A 2250.164-00-0020	7,028.00	7,028.00		7,028.00	
CONTRACTUAL EXPENSES	A 2250.400-00-0042	110,777.00	110,777.00		110,777.00	
CONFERENCE & MILEAGE DISTRICT WIDE	A 2250.410-00-0042	742.00	742.00		742.00	
CONFERENCE FEES AND MILEAGE - DIRECTOR STUDENT SERV	A 2250.410-00-1020	6,000.00	6,000.00		6,000.00	
CONFERENCE & MILEAGE - WHS	A 2250.410-01-0042	62.00	62.00		62.00	
CONFERENCE FEE & MILEAGE WES	A 2250.410-02-0042	62.00	62.00		62.00	
CONFERENCE FEES AND MILEAGE	A 2250.410-03-0042	137.00	137.00		137.00	
FEES & DUES - DISTRICT	A 2250.411-00-0042	260.00	260.00		260.00	
TESTING- DISTRICT	A 2250.443-00-0042	4,638.00	4,638.00		4,638.00	
POSTAGE CSE	A 2250.444-00-0042	4,220.00	4,220.00		4,220.00	
MATERIALS & SUPPLIES-DISTRICT-WIDE	A 2250.450-00-0042	5,030.00	5,030.00		5,030.00	
TUITION TO OTHER SCHOOLS	A 2250.470-00-0020	530,518.00	661,561.00		661,561.00	
TUITION TO PUBLIC DISTRICTS IN NYS	A 2250.471-00-0020		85,000.00		85,000.00	
BOCES SERVICES	A 2250.490-00-0020	723,895.00	799,579.00		799,579.00	
<b>PROGRAMS FOR HANDICAPPED CHILDREN</b>		<b>2,884,387.50</b>	<b>3,350,297.00</b>	<b>0.00</b>	<b>3,350,297.00</b>	<b>0.00</b>
BOCES SERVICES	A 2280.490-00-0020	168,000.00	168,000.00		168,000.00	
<b>OCCUPATIONAL EDUCATION GRADES 10-12</b>		<b>168,000.00</b>	<b>168,000.00</b>	<b>0.00</b>	<b>168,000.00</b>	<b>0.00</b>
BOCES SERVICES	A 2330.490-00-0020	6,091.00	6,150.00		6,150.00	
<b>SPECIAL SCHOOLS</b>		<b>6,091.00</b>	<b>6,150.00</b>	<b>0.00</b>	<b>6,150.00</b>	<b>0.00</b>
<b>TOTAL TEACHING</b>		<b>8,493,494.50</b>	<b>8,705,803.23</b>	<b>0.00</b>	<b>8,705,803.23</b>	<b>0.00</b>
<b>INSTRUCTIONAL MEDIA</b>						
INSTRUCTIONAL SALARIES- LIBRARIAN	A 2610.150-03-0320	101,687.00	105,398.00		105,398.00	
NONINSTRUCTIONAL SALARIES	A 2610.160-00-0020	20,916.63	21,546.00		21,546.00	
NONINSTRUCTIONAL SALARIES - EXTRAS	A 2610.162-00-0020	400.00	400.00		400.00	
CONTRACTUAL - WHS/EBIS	A 2610.400-01-0030	500.00	500.00		500.00	
CONTRACTUAL - WES	A 2610.400-02-0032	500.00	500.00		500.00	
LIB CONFERENCE & MILEAGE - WHS/EBIS	A 2610.410-01-0030	125.00	125.00		125.00	
LIBRARY CONFERENCE & MILEAGE WES	A 2610.410-02-0032	125.00	125.00		125.00	
LIBRARY SUPPLIES-WHS/EBIS	A 2610.450-01-0030	300.00	300.00		300.00	
LIBRARY SUPPLIES-WES	A 2610.450-02-0032	500.00	500.00		500.00	
LIBRARY A/V LOAN PROGRAM-WHS/EBIS	A 2610.460-01-0030	4,000.00	4,000.00		4,000.00	
LIBRARY A/V LOAN PROGRAM-WES	A 2610.460-02-0032	4,000.00	4,000.00		4,000.00	
LIBRARY AUDIOVISUAL-WHS/EBIS	A 2610.461-01-0030	350.00	350.00		350.00	
LIBRARY AUDIOVISUAL-WES	A 2610.461-02-0032	500.00	500.00		500.00	
LIBRARY PERIODICALS-WHS/EBIS	A 2610.462-01-0030	500.00	500.00		500.00	
LIBRARY PERIODICALS-WES	A 2610.462-02-0032	300.00	300.00		300.00	
BOCES SERVICES	A 2610.490-00-0020	29,101.00	29,101.00		29,101.00	
<b>SCHOOL LIBRARY &amp; AUDIOVISUAL</b>		<b>163,804.63</b>	<b>168,145.00</b>	<b>0.00</b>	<b>168,145.00</b>	
INSTRUCTIONAL SALARIES	A 2630.150-00-0020	25,000.00	25,000.00		25,000.00	
INSTRUCTIONAL SALARIES - EXTRA	A 2630.152-00-0020	3,000.00	3,000.00		3,000.00	
COMPUTER EQUIPMENT- HARDWARE AID	A 2630.200-05-0020	4,570.00	4,570.00		4,570.00	
COMPUTER EQUIPMENT WES	A 2630.400-00-0020	5,200.00	5,200.00		5,200.00	
CONTRACTUAL DISTRICT	A 2630.400-00-0120	97,144.96	97,144.96		97,144.96	
CONTRACTUAL-DIST. EQUIP. MAIN AGREE	A 2630.400-00-0820	6,078.00	10,919.00		10,919.00	
CONTRACTUAL -WHS	A 2630.400-01-0030	7,014.00	7,014.00		7,014.00	
CONTRACTUAL - WES	A 2630.400-02-0032	3,130.00	3,130.00		3,130.00	
CONFERENCE FEES & MILEAGE TECH DEPT	A 2630.410-00-0020	1,305.00	1,305.00		1,305.00	
REPAIRS	A 2630.430-00-0020	28,000.00	28,000.00		28,000.00	
MATERIALS AND SUPPLIES - DISTRICT	A 2630.450-00-0020	4,680.00	4,680.00		4,680.00	
COMPUTER MATERIALS & SUPPLIES	A 2630.450-00-0120	20,000.00	30,000.00		30,000.00	
COMPUTER MATERIALS AND SUPPLIES-WHS	A 2630.450-01-0030	1,080.00	1,080.00		1,080.00	
COMPUTER MATERIALS AND SUPPLIES-WES	A 2630.450-02-0032	1,800.00	1,800.00		1,800.00	
COMPUTER MATERIALS AND SUPPLIES -EB	A 2630.450-05-0031	4,500.00	4,500.00		4,500.00	
STATE AIDED COMPUTER SOFTWARE-DIST	A 2630.460-00-0020	12,089.00	12,089.00		12,089.00	
STATE AIDED COMPUTER SOFTWARE-WHS	A 2630.460-01-0030	200.00	200.00		200.00	
BOCES SERVICES	A 2630.490-00-0020	323,206.97	351,866.00		351,866.00	
<b>COMPUTER ASSISTED INSTRUCTION</b>		<b>547,997.93</b>	<b>591,497.96</b>	<b>0.00</b>	<b>591,497.96</b>	<b>0.00</b>
<b>TOTAL INSTRUCTIONAL MEDIA</b>		<b>711,802.56</b>	<b>759,642.96</b>	<b>0.00</b>	<b>759,642.96</b>	<b>0.00</b>
<b>PUPIL SERVICES</b>						

ATTENDANCE REGULAR SCHOOL	A 2805.490-00-0020	4,772.38	4,772.38	4,772.38	
<b>ATTENDANCE - REGULAR SCHOOL</b>		<b>4,772.38</b>	<b>4,772.38</b>	<b>4,772.38</b>	
INSTRUCTIONAL SALARIES	A 2810.150-01-0520	189,627.00	193,810.00	193,810.00	
INSTR. SALARIES - EXTRAS	A 2810.152-00-0020	5,000.00	5,000.00	5,000.00	
MENTOR	A 2810.153-00-0020	984.00	984.00	984.00	
NONINSTRUCTIONAL SALARIES	A 2810.160-00-0020	41,589.99	42,412.50	42,412.50	
CONTRACTUAL - WHS	A 2810.400-01-0030	5,530.00	5,530.00	5,530.00	
CONFERENCE FEE AND MILEAGE	A 2810.410-01-0030	125.00	125.00	125.00	
MATERIALS AND SUPPLIES - WHS	A 2810.450-01-0031	855.00	855.00	855.00	
MATERIALS & SUPPLIES -EBIS	A 2810.450-05-0031	1,800.00	1,800.00	1,800.00	
BOCES SERVICES	A 2810.490-00-0020	114,200.92	127,440.00	127,440.00	
<b>GUIDANCE - REGULAR SCHOOL</b>		<b>359,711.91</b>	<b>377,956.50</b>	<b>377,956.50</b>	<b>0.00</b>
NONINSTRUCTIONAL SALARIES	A 2815.160-00-0020	95,804.32	98,027.10	98,027.10	
NONINSTRUCTIONAL SALARIES - EXTRAS	A 2815.162-00-0020	1,142.00	1,142.00	1,142.00	
NONINSTRUCTIONAL SALARIES - SUBS	A 2815.164-00-0020	1,186.00	1,186.00	1,186.00	
HEALTH EQUIPMENT - EBIS	A 2815.200-05-0031	3,620.00	3,620.00	3,620.00	
HEALTH SERVICES, CONTRACTUAL	A 2815.400-00-0020	33,980.00	33,980.00	33,980.00	
HEALTH SERVICES - WHS/EBIS	A 2815.410-01-0030	250.00	250.00	250.00	
CONFERENCE & MILEAGE - WES	A 2815.410-02-0032	125.00	125.00	125.00	
EQUIPMENT REPAIRS	A 2815.430-00-0020	130.00	130.00	130.00	
HEALTH MAT & SUPPLIES-WHS/EBIS	A 2815.450-01-0030	1,575.00	1,575.00	1,575.00	
HEALTH MATERIALS AND SUPPLIES-WES	A 2815.450-02-0032	1,575.00	1,575.00	1,575.00	
<b>HEALTH SERVICES - REGULAR SCHOOL</b>		<b>139,387.32</b>	<b>141,610.10</b>	<b>141,610.10</b>	<b>0.00</b>
INSTRUCTIONAL SALARIES	A 2825.150-01-0520	79,730.00	84,054.00	84,054.00	
INSTRUCTIONAL SALARIES	A 2825.150-02-0420	75,567.00	78,416.00	78,416.00	
INSTRUCTIONAL SALARIES	A 2825.150-03-0320	96,538.00	99,619.00	99,619.00	
INSTR. SALARIES - EXTRAS	A 2825.152-00-0020	300.00	300.00	300.00	
<b>SOCIAL WORK SERVICES - REGULAR SCHOOL</b>		<b>252,135.00</b>	<b>262,389.00</b>	<b>262,389.00</b>	<b>0.00</b>
INSTRUCTIONAL SALARIES - ADVISORS	A 2850.150-00-0020	56,785.00	56,785.00	56,785.00	
INSTRUCTIONAL SALARIES - CHAPERONES	A 2850.158-00-0020	2,552.00	2,552.00	2,552.00	
<b>CO-CURRICULAR SERVICES</b>		<b>59,337.00</b>	<b>59,337.00</b>	<b>59,337.00</b>	<b>0.00</b>
INSTRUCTIONAL SALARIES	A 2855.150-01-0020	105,000.00	95,000.00	95,000.00	
INSTRUCTIONAL SALARIES - EXTRA	A 2855.152-01-0020	2,479.00	2,479.00	2,479.00	
INSTRUCTIONAL SALARIES - EXTRA FT	A 2855.158-00-0020	16,000.00	16,000.00	16,000.00	
NONINSTRUCTIONAL SALARIES		10,006.70	13,081.50	13,081.50	
CONTRACTUAL AND OTHER	A 2855.400-01-0041	65,275.00	65,275.00	65,275.00	
CONFERENCE FEES AND MILEAGE	A 2855.410-00-0041	2,350.00	2,350.00	2,350.00	
MATERIALS AND SUPPLIES	A 2855.450-00-0041	18,590.00	28,590.00	28,590.00	
BOCES SERVICES	A 2855.490-00-0020	42,000.00	42,000.00	42,000.00	
<b>INTERSCHOLASTIC ATHLETICS</b>		<b>261,700.70</b>	<b>264,775.50</b>	<b>264,775.50</b>	<b>0.00</b>
<b>TOTAL PUPIL SERVICES</b>		<b>1,077,044.31</b>	<b>1,110,840.48</b>	<b>1,110,840.48</b>	<b>0.00</b>
<b>TOTAL INSTRUCTION</b>		<b>10,903,380.33</b>	<b>11,233,186.83</b>	<b>10,576,286.67</b>	<b>656,900.16</b>
<b>TRANSPORTATION</b>					
NONINSTRUCTIONAL SALARIES	A 5510.160-00-0020	513,395.33	521,645.05	521,645.05	
NON INSTRUCTIONAL - BUS MONITORS	A 5510.160-00-0120	46,749.00	45,179.18	45,179.18	
NONINSTRUCTIONAL SUPERVISOR'S OFFIC	A 5510.160-00-0220	25,688.00	23,764.00	23,764.00	
NONINSTRUCTIONAL SAL.-4:30 PM RUN	A 5510.161-00-0020	2,000.00	2,000.00	2,000.00	
NONINSTRUCTIONAL SAL.-EXTRAS	A 5510.162-00-0020	19,607.00	19,607.00	19,607.00	
NONINSTRUCTIONAL SAL.-SUMM. SP. ED.	A 5510.163-00-0020	19,375.00	19,375.00	19,375.00	
NONINSTRUCTIONAL SAL.-SUBS	A 5510.164-00-0020	36,009.00	36,009.00	36,009.00	
NONINSTR. SAL -FIELD TRIPS - SPORTS	A 5510.165-00-0141	20,771.00	20,771.00	20,771.00	
NONINSTR. SAL.-FIELD TRIPS - WHS	A 5510.165-01-0030	5,265.00	5,265.00	5,265.00	
NONINSTR. SAL - FIELD TRIPS - WES	A 5510.165-02-0032	5,313.00	5,313.00	5,313.00	
NONINSTR. SAL - FIELD TRIPS - EBIS	A 5510.165-05-0031	5,197.00	5,197.00	5,197.00	
PURCHASE OF BUSES	A 5510.210-00-0020		310,000.00		310,000.00
CONTRACTUAL AND OTHER	A 5510.400-00-0022	55,000.00	65,000.00	65,000.00	
CONFERENCE, MILEAGE,TOLLS & MEALS	A 5510.410-00-0022	500.00	500.00	500.00	
INSURANCE -VEHICLES	A 5510.422-00-0020	26,210.00	53,731.00	53,731.00	
MISCELLANEOUS-UNIFORMS	A 5510.440-00-0022	5,928.00	5,928.00	5,928.00	
MATERIALS AND SUPPLIES	A 5510.450-00-0022	66,154.00	76,154.35	76,154.35	
GAS & DIESEL FUEL	A 5510.451-00-0022	100,000.00	100,000.00	100,000.00	
GAS & DIESEL FILED TRIPS - WHS	A 5510.451-01-0030	5,265.00	5,265.00	5,265.00	
GAS & DIESEL FIELD TRIPS - WES	A 5510.451-02-0032	5,313.00	5,313.00	5,313.00	
GAS & DIESEL- FIELD TRIPS -EBIS	A 5510.451-05-0031	5,198.00	5,198.00	5,198.00	
<b>DISTRICT TRANSPORTATION SERVICES</b>		<b>968,937.33</b>	<b>1,331,214.58</b>	<b>1,021,214.58</b>	<b>310,000.00</b>
NONINSTRUCTIONAL SALARIES	A 5530.160-00-0020	75,220.98	75,220.98	75,220.98	
NONINSTRUCTIONAL - EXTRAS	A 5530.162-00-0020	1,579.00	1,579.00	1,579.00	

NONINSTRUCTIONAL - SUBS	A 5530.164-00-0020	14,382.20	14,382.20		14,382.20	
CONTRACTUAL AND OTHER	A 5530.400-00-0020	2,200.00	2,200.00		2,200.00	
GAS, ELECTRIC, AND PHONE	A 5530.420-00-0020	20,040.00	20,040.00		20,040.00	
INSURANCE	A 5530.422-00-0020	9,925.00	9,925.00		9,925.00	
MATERIALS & SUPPLIES	A 5530.450-00-0022	8,086.00	8,086.00		8,086.00	
<b>GARAGE BUILDING</b>		<b>131,433.18</b>	<b>131,433.18</b>	<b>0.00</b>	<b>131,433.18</b>	<b>0.00</b>
PRIVATE CONTRACT TRANSPORTATION	A 5540.400-00-0020		45,000.00		45,000.00	
BOCES SERVICES	A 5540.490-00-0020	200.00	200.00		200.00	
<b>CONTRACT TRANSPORTATION</b>		<b>200.00</b>	<b>45,200.00</b>	<b>0.00</b>	<b>45,200.00</b>	<b>0.00</b>
<b>PUPIL TRANSPORTATION</b>		<b>1,100,570.51</b>	<b>1,507,847.76</b>	<b>0.00</b>	<b>1,197,847.76</b>	<b>310,000.00</b>
<b>TOTAL TRANSPORTATION</b>		<b>1,100,570.51</b>	<b>1,507,847.76</b>	<b>0.00</b>	<b>1,197,847.76</b>	<b>310,000.00</b>
<b>UNDISTRIBUTED</b>						
<b>EMPLOYEE BENEFITS</b>						
STATE RETIREMENT	A 9010.800-00-0020	429,525.00	472,005.00	51,920.55	330,403.50	89,680.95
<b>STATE RETIREMENT</b>		<b>429,525.00</b>	<b>472,005.00</b>	<b>51,920.55</b>	<b>330,403.50</b>	<b>89,680.95</b>
TEACHERS' RETIREMENT	A 9020.800-00-0020	1,060,038.00	1,081,571.00	108,157.10	973,413.90	
<b>TEACHERS' RETIREMENT</b>		<b>1,060,038.00</b>	<b>1,081,571.00</b>	<b>108,157.10</b>	<b>973,413.90</b>	<b>0.00</b>
SOCIAL SECURITY	A 9030.800-00-0020	927,236.00	874,136.00	87,413.60	734,274.24	52,448.16
<b>SOCIAL SECURITY</b>		<b>927,236.00</b>	<b>874,136.00</b>	<b>87,413.60</b>	<b>734,274.24</b>	<b>52,448.16</b>
WORKERS' COMPENSATION	A 9040.800-00-0020	109,597.00	101,647.00	10,164.70	85,383.48	6,098.82
<b>WORKERS' COMPENSATION</b>		<b>109,597.00</b>	<b>101,647.00</b>	<b>10,164.70</b>	<b>85,383.48</b>	<b>6,098.82</b>
UNEMPLOYMENT INSURANCE	A 9050.800-00-0020	8,028.00	8,028.00	802.80	6,743.52	481.68
<b>UNEMPLOYMENT INSURANCE</b>		<b>8,028.00</b>	<b>8,028.00</b>	<b>802.80</b>	<b>6,743.52</b>	<b>481.68</b>
MEDICAL/DENTAL INSURANCE	A 9060.800-00-0020	4,508,754.54	4,426,241.28	442,624.13	3,718,042.68	265,574.48
<b>HOSPITAL AND MEDICAL INSURANCE</b>		<b>4,508,754.54</b>	<b>4,426,241.28</b>	<b>442,624.13</b>	<b>3,718,042.68</b>	<b>265,574.48</b>
CONTRACTUAL - UNIFORMS	A 9070.800-00-0020	6,458.00	6,458.00			6,458.00
CONTRACTUAL - WTA	A 9070.800-00-0220	122,430.00	136,430.00		136,430.00	
CONTRACTUAL- TUITION REIMBURS.	A 9070.800-00-0320	6,128.00	6,128.00	3,490.00	2,638.00	
CONTRACTUAL- FLEX PLAN	A 9070.800-00-0420	8,802.00	8,802.00	1,980.00	6,822.00	
CONTRACTUAL - ADMIN MEDICAL	A 9070.800-00-0520	36,797.00	36,797.00	36,797.00		
CONTRACTUAL - 403B ADMIN.	A 9070.800-00-0620	6,572.00	6,572.00	6,572.00		
<b>CONTRACTUAL BENEFITS</b>		<b>187,187.00</b>	<b>201,187.00</b>	<b>48,839.00</b>	<b>145,890.00</b>	<b>6,458.00</b>
OTHER BENEFITS - SAL/BUY-BACKS	A 9089.800-01-0020	16,280.00	16,280.00		16,280.00	
OTHER BENEFITS - SAL/BUY-BACKS	A 9089.800-02-0020	6,052.00	6,052.00	484.16	3,691.72	1,876.12
OTHER BENEFITS - SAL/BUY-BACKS	A 9089.800-03-0020	28,912.00	28,912.00	28,912.00		
OTHER BENEFITS - SAL/BUY-OUTS	A 9089.800-04-0020	10,635.00	10,635.00	1,169.85	7,338.15	2,127.00
OTHER BENEFITS- MEDICARE REIMB	A 9089.800-06-0020	160,000.00	160,000.00	16,000.00	134,400.00	9,600.00
<b>OTHER BENEFITS</b>		<b>221,879.00</b>	<b>221,879.00</b>	<b>46,566.01</b>	<b>161,709.87</b>	<b>13,603.12</b>
<b>TOTAL EMPLOYEE BENEFITS</b>		<b>7,448,244.54</b>	<b>7,386,694.28</b>	<b>796,487.89</b>	<b>6,155,861.19</b>	<b>434,345.21</b>
<b>DEBT SERVICE</b>						
BUSES-PRINCIPAL	A 9732.600-00-0020	185,000.00	135,000.00			135,000.00
BUSES-INTEREST	A 9732.700-00-0020	14,125.00	5,500.00			5,500.00
<b>BOND ANTICIPATION NOTES - BUS PURCHASES</b>		<b>199,125.00</b>	<b>140,500.00</b>	<b>0.00</b>	<b>0.00</b>	<b>140,500.00</b>
<b>TOTAL DEBT SERVICE</b>		<b>199,125.00</b>	<b>140,500.00</b>	<b>0.00</b>	<b>0.00</b>	<b>140,500.00</b>
TRANSFER TO SPECIAL AID FUND	A 9901.920-00-0020	30,000.00	30,000.00		30,000.00	
TRANSFER TO SCHOOL LUNCH FUND	A 9901.930-00-0020	58,000.00	150,000.00		150,000.00	
TRANSFER TO DEBT SERVICE	A 9901.960-00-0020	1,604,900.00	1,524,400.00			1,524,400.00
<b>TRANSFER TO OTHER FUNDS</b>		<b>1,692,900.00</b>	<b>1,704,400.00</b>	<b>0.00</b>	<b>180,000.00</b>	<b>1,524,400.00</b>
<b>INTERFUND TRANSFERS</b>		<b>1,892,025.00</b>	<b>1,844,900.00</b>	<b>0.00</b>	<b>180,000.00</b>	<b>1,664,900.00</b>
<b>TOTAL UNDISTRIBUTED</b>		<b>9,344,269.54</b>	<b>9,231,594.28</b>	<b>796,487.89</b>	<b>6,335,861.19</b>	<b>2,099,245.21</b>
<b>GRAND TOTAL</b>		<b>23,909,545.00</b>	<b>24,798,803.00</b>	<b>2,417,906.42</b>	<b>18,109,995.62</b>	<b>4,270,900.97</b>

9.8% 73.0% 17.2%



\*\*\*\*Please use Chrome or Firefox browsers when entering the Business Portal to complete the PTRC. Internet Explorer is NOT recommended.\*\*\*\*

Note: Some data elements of the Property Tax Report Card have been revised or renamed to more closely follow the Property Tax Cap calculations districts complete on the Office of the State Comptroller website. Please see the Help text above for definitions. Additional guidance on the Property Tax Levy Limit is available on the Office of Educational Management Services website:  
<http://www.p12.nysed.gov/mgtsev/propertytax/taxcap/>.

Please also submit an electronic version (PDF or Word) of your school district's 2021-22 Budget Notice to: emscmgts@nysed.gov. This will enable us to help correct any formula or data entry discrepancy quickly.

Notice: The Enacted Budget allows school districts to establish a reserve fund for NYS Teachers' Retirement System Contributions, effective immediately. This reserve, if applicable, should be reported in the Schedule of Reserves under 'Other Reserve' and with a description that says: "To fund employer retirement contributions to the New York State Teachers' Retirement System (TRS.)"

Form Due - April 26, 2021

Form Preparer Name: ROBERT FARRIER  
Preparer's Telephone Number: 8453734100

<u>Shaded Fields Will Calculate</u>	Budgeted 2020-21 (A)	Proposed Budget 2021-22 (B)	Percent Change (C)
Total Budgeted Amount, not including Separate Propositions	23,909,545	24,798,803	3.72 %
A. Proposed Tax Levy to Support the Total Budgeted Amount <sup>1</sup>	15,600,509	16,216,729	
B. Tax Levy to Support Library Debt, if Applicable			
C. Tax Levy for Non-Excludable Propositions, if Applicable <sup>2</sup>			
D. Total Tax Cap Reserve Amount Used to Reduce Current Year Levy, if Applicable			
E. Total Proposed School Year Tax Levy (A+B+C-D)	15,600,509	16,216,729	3.95 %
F. Permissible Exclusions to the School Tax Levy Limit	765,200	945,169	
G. School Tax Levy Limit, <u>Excluding</u> Levy for Permissible Exclusions <sup>3</sup>	14,883,382	15,343,107	
H. Total Proposed Tax Levy for School Purposes, <u>Excluding</u> Permissible Exclusions and Levy for Library Debt, Plus Prior Year Tax Cap Reserve (E-B-F+D)	14,835,309	15,271,560	
I. Difference: (G-H);(negative value requires 60.0% voter approval) <sup>2</sup>	48,073	71,547	
Public School Enrollment	639	616	-3.60 %
Consumer Price Index			1.23 %

<sup>1</sup> Include any prior year reserve for excess tax levy, including interest.

<sup>2</sup> Tax levy associated with educational or transportation services propositions are not eligible for exclusion under the School Tax Levy Limit and may affect voter approval requirements.

<sup>3</sup> For 2021-22, includes any carryover from 2020-21 and excludes any tax levy for library debt or prior year reserve for excess tax levy, including interest.

	Actual 2020-21 (D)	Estimated 2021-22 (E)
Adjusted Restricted Fund Balance	914,712	1,164,712
Assigned Appropriated Fund Balance	1,900,000	1,900,000
Adjusted Unrestricted Fund Balance	3,929,700	985,000
Adjusted Unrestricted Fund Balance as a Percent of the Total Budget	16.44 %	3.97 %

**Schedule of Reserve Funds**

Reserve Type	Reserve Name	Reserve Description *	3/31/21 Actual Balance	6/30/21 Estimated Ending Balance	Intended Use of the Reserve in the 2021-22 School Year (Limit 200 Characters)**
--------------	--------------	-----------------------	------------------------	----------------------------------	---

**Note: Be sure to click on the Save button at the bottom after each additional Reserve you add under Capital, Property Loss, Liability, or Other Reserve.**

Capital	CAPITAL RESERVE	For the cost of any object or purpose for which bonds may be issued.	79,727	79,727	na
Repair		For the cost of repairs to capital improvements or equipment.			
Workers Compensation	WORKERS	For self-insured Workers Compensation and benefits.	66,934	66,934	na
Unemployment Insurance	UNEMPLOYMENT	For reimbursement to the State Unemployment Insurance Fund.	143,316	143,316	To cover appropriation expense to reimburse
Reserve for Tax Reduction		For the gradual use of the proceeds of the sale of school district real property.			
Mandatory Reserve for Debt Service		For proceeds from the sale of district capital assets or improvement, restricted to debt service.			
Insurance		For liability, casualty, and other types of uninsured losses.			
Property Loss + (add)		To cover property loss.			
Liability		To cover incurred liability claims.			

Tax Certiorari	RESERVE FOR TAX	For tax certiorari settlements.	256,330	256,330	To be applied to cover pending tax cert cases
Reserve for Insurance Recoveries	RRESERVE FOR	For unexpended proceeds of insurance recoveries at fiscal year end.	276,948	276,948	To cover expense or liabilities or casualties
Employee Benefit Accrued Liability	RESERVE FOR	For accrued 'employee benefits' due to employees upon termination of service.	223,175	223,175	To pay accrued benefits to employees upon retirement
Retirement Contribution	RESERVE FOR	For employer retirement contributions to the State and Local Employees' Retirement System.	143,229	143,229	To neutralize future year spikes in ERS rates
Reserve for Uncollected Taxes		For unpaid taxes due certain city school districts not reimbursed by their city/county until the following fiscal year.			
Single Other Reserve	RETIREMENT		192,867	192,867	To neutralize future year spikes in TRS rates

\* **NYSED Reserve Guidance:**  
[http://www.p12.nysed.gov/mgtserv/accounting/docs/reserve\\_funds.pdf](http://www.p12.nysed.gov/mgtserv/accounting/docs/reserve_funds.pdf)

**OSC Reserve Guidance:**  
<http://osc.state.ny.us/localgov/pubs/listacctg.htm#reservefunds>

**\*\*Provide a brief, but specific, statement of the planned use and appropriation for the reserve in SY 2021-22. Mention any capital expenditures that will need to be voted upon in the upcoming Budget Vote.**



Form Due May 10, 2021

2021-2022 Salary Threshold =  
\$143,000

In response to legislative efforts to encourage greater cost sharing in service provision and local government administration, we now provide a section for districts that share administrative staff to highlight these efforts for the upcoming school year. Each sharing district should identify in the form the other district(s) with which they will be sharing administrative staff for school year 2021-2022.

If you will be sharing a Superintendent, list the other district (or districts) in the text box. If you will be sharing other administrative staff required to be reported, please send an email to [EMSCMGTS@nysed.gov](mailto:EMSCMGTS@nysed.gov) indicating the title of the staff persons(s) as well as the other district(s) involved in the cost-sharing.

The salaries, benefits and other compensation reported in the form should reflect only the financial support or commitment that your district will be making. They should not reflect the total amounts budgeted to be paid by all participating districts over the school year.

Report Estimated Salaries in the Budget for the 2021-2022 School Year

Sections 1608 and 1716 of the Education Law  
(Please read the instructions and definitions before completing this form.)

Title	Salary	Employee Benefits	Other Remuneration
1. Superintendent of Schools	176,818	59,875	15,700

Please list the district or districts with which you will be sharing a superintendent (if applicable):

Associate, Assistant and Deputy Superintendents  
(Example Titles: Associate Superintendent for Instruction, Deputy Superintendent, Assistant Superintendent for Business, etc.)

2.			
3.			
4.			
5.			
6.			
7.			
8.			
9.			
10.			
11.			
12.			
13.			
14.			
15.			
16.			
17.			
18.			
19.			
20.			
21.			
22.			
23.			
24.			
25.			
26.			
27.			
28.			
29.			
30.			
31.			
32.			

33.		
34.		
35.		
36.		


Salary: Administrative Compensation Information  
131101 - NORTHEAST CSD

2020-2021 - Page 2  
Official - as of 04/20/2021 08:49 AM

	Title	Salary	Employee Benefits	Other Remuneration
37.				
38.				
39.				
40.				
41.				
42.				
43.				
44.				
45.				
46.				
47.				
48.				
49.				
50.				
51.				
52.				
53.				
54.				
55.				
56.				
57.				
58.				
59.				
60.				
61.				
62.				
63.				
64.				
65.				
66.				
67.				
68.				
69.				
70.				

Salary: Administrative Compensation Information  
131101 - NORTHEAST CSD

2020-2021 Claim Year - Page 3  
Official - as of 04/20/2021 08:49 AM

Other Supervisory and Administrative Employees Scheduled to Receive \$143,000 or More in Salary

71.		
72.		
73.		
74.		
75.		
76.		
77.		
78.		
79.		
80.		
81.		
82.		
83.		
84.		
85.		









**NEW YORK STATE DEPARTMENT OF TAXATION & FINANCE**  
**OFFICE OF REAL PROPERTY TAX SERVICES**  
**LOCAL GOVERNMENT EXEMPTION IMPACT REPORT**  
(for local use only -- not to be filed with NYS Office of Real Property Tax Services)

Date: 4/16/21

Taxing Jurisdiction: AMENIA

Fiscal Year Beginning: 2020

Total equalized value in taxing jurisdiction: \$918,705,662

Exemption Code (Column A)	Exemption Description (Column B)	Statutory Authority (Column C)	Number of Exemptions (Column D)	Total Equalized Value (Column E)	Percentage of Value Exempted (Column F)
12100	NYS - GENERALLY	RPTL 404 (1)	7	2,987,500	0.33%
13100	CO-GENERALLY	RPTL 406 (1)	2	679,100	0.07%
13500	TOWN - GENERALLY	RPTL 406 (1)	10	6,303,700	0.69%
14100	USA - GENERALLY	RPTL 400 (1)	1	275,000	0.03%
19950	MUNICIPAL RAILROAD	RPTL 456	4	4,300,800	0.47%
25110	NONPROF CORP - RELIG	RPTL 420-a	13	4,310,100	0.47%
25120	NONPROF CORP - EDUCL	RPTL 420-a	9	7,626,100	0.83%
25300	NONPROF CORP - SPECIFIED USES	RPTL 420-b	9	8,727,100	0.95%
25600	NONPROF HEALTH MAINTENANCE	RPTL 486-a	1	1,353,600	0.15%
26400	INC VOLUNTEER FIRE CO OR DEPT	RPTL 464 (2)	6	1,681,400	0.18%
27350	PRIVATELY OWNED CEMETARY LAND	RPTL 446	9	710,000	0.08%
41120	ALT VET EX-WAR PERIOD-NON COMB	RPTL 458-a	50	600,000	0.07%
41130	ALT VET EX-WAR PERIOD- COMBAT	RPTL 458-a	33	660,000	0.07%
41140	ALT VET EX-WAR PERIOD - DISABILITY	RPTL 458-a	12	420,290	0.05%
41700	AGRICULTURAL BUILDING	RPTL 483	8	1,555,000	0.17%
41720	AGRICULTURAL DISTRICT	AG-MKTS   305	106	51,062,175	5.56%
41730	AGRIC LAND - INDIV NOT IN AG DIS	AG-MKTS   306	5	1,832,300	0.20%
41800	PERSONS AGE 65 OR OVER	RPTL 467	7	830,540	0.09%
41804	PERSON AGE 65 OR OVER	RPTL 467	8	370,259	0.04%
41834	ENHANCED STAR	RPTL 425	164	14,634,540	1.59%
41854	BASIC STAR 1999-2000	RPTL 425	312	12,648,760	1.38%
47460	FOREST LAND CERTD AFTER 8/74	RPTL 480-a	41	19,181,184	2.09%
47610	BUSINESS INVESTMENT PROPERTY P	RPTL 485-b	1	42,600	0.00%
49500	SOLAR OR WIND ENERGY SYSTEM	RPTL 487	15	352,000	0.04%
<b>Totals</b>			<b>833</b>	<b>\$143,144,048</b>	<b>15.58%</b>

The exempt amounts do not take into consideration any payments for municipal services.

Amount, if any, attributed to payments in lieu of taxes: \$ \_\_\_\_\_  
(details contained on RP-495-PILOT)





NEW YORK STATE DEPARTMENT OF TAXATION & FINANCE  
OFFICE OF REAL PROPERTY TAX SERVICES  
LOCAL GOVERNMENT EXEMPTION IMPACT REPORT  
(for local use only -- not to be filed with NYS Office of Real Property Tax Services)

Date: 4/16/21

Taxing Jurisdiction: DOVERFiscal Year Beginning: 2020Total equalized value in taxing jurisdiction: \$2,829,124

Exemption Code (Column A)	Exemption Description (Column B)	Statutory Authority (Column C)	Number of Exemptions (Column D)	Total Equalized Value (Column E)	Percentage of Value Exempted (Column F)
12100	NONPROF CORP - EDUCL(CONST PRO)	RPTL 420-a	1	55,600	1.97%
13500	BASIC STAR 1999-2000	RPTL 425	3	118,020	4.03%
13800	FOREST LAND CERTD AFTER 8/74	RPTL 480-a	1	70,906	2.51%
Totals			5	\$244,526	8.64%

The exempt amounts do not take into consideration any payments for municipal services.

Amount, if any, attributed to payments in lieu of taxes: \$ \_\_\_\_\_  
(details contained on RP-495-PILOT)





**NEW YORK STATE DEPARTMENT OF TAXATION & FINANCE**  
**OFFICE OF REAL PROPERTY TAX SERVICES**  
**LOCAL GOVERNMENT EXEMPTION IMPACT REPORT**  
(for local use only -- not to be filed with NYS Office of Real Property Tax Services)

Date: 4/16/21

Taxing Jurisdiction: V. MILLERTONFiscal Year Beginning: 2020Total equalized value in taxing jurisdiction: \$100,500,158

Exemption Code (Column A)	Exemption Description (Column B)	Statutory Authority (Column C)	Number of Exemptions (Column D)	Total Equalized Value (Column E)	Percentage of Value Exempted (Column F)
12100	NYS - GENERALLY	RPTL 404 (1)	2	429,500	0.43%
13100	CO-GENERALLY	RPTL 406 (1)	1	179,200	0.18%
13500	TOWN - GENERALLY	RPTL 406 (1)	3	631,300	0.63%
13650	VG - GENERALLY	RPTL 406 (1)	10	2,329,500	2.32%
13870	SPEC DIST USED FOR PURPOSE EST	RPTL 410	2	1,261,900	1.26%
25110	NONPROF CORP - RELIG (CONST PRO)	RPTL 420-a	7	1,997,300	1.99%
25230	NONPROF CORP - MORAL/MENTAL IM	RPTL 420-a	4	738,000	0.73%
25300	NONPROF CORP - SPECIFIED USES	RPTL 420-b	2	803,200	0.80%
27350	PRIVATELY OWNED CEMETARY LAND	RPTL 446	1	120,500	0.12%
41120	ALT VET EX-WAR PERIOD-NON COMB	RPTL 458-a	7	84,000	0.08%
41130	ALT VET EX-WAR PERIOD- COMBAT	RPTL 458-a	6	120,000	0.12%
41140	ALT VET EX-WAR PERIOD - DISABILITY	RPTL 458-a	4	107,090	0.11%
47610	PERSONS AGE 65 OR OVER	RPTL 467	3	252,450	0.25%
49500	PERSON AGE 65 OR OVER	RPTL 467	9	445,190	0.44%
41834	ENHANCED STAR	RPTL 425	45	3,863,560	3.84%
41854	BASIC STAR 1999-2000	RPTL 425	87	3,228,570	3.21%
47610	BUSINESS INVESTMENT PROPERTY P	RPTL 485-b	1	188,450	0.19%
49500	SOLAR OR WIND ENERGY SYSTEM	RPTL 487	2	24,000	0.02%
<b>Totals</b>			<b>196</b>	<b>\$16,803,710</b>	<b>16.72%</b>

The exempt amounts do not take into consideration any payments for municipal services.

Amount, if any, attributed to payments in lieu of taxes: \$ \_\_\_\_\_  
(details contained on RP-495-PILOT)





**NEW YORK STATE DEPARTMENT OF TAXATION & FINANCE**  
**OFFICE OF REAL PROPERTY TAX SERVICES**  
**LOCAL GOVERNMENT EXEMPTION IMPACT REPORT**  
(for local use only -- not to be filed with NYS Office of Real Property Tax Services)

Date: 4/16/21

Taxing Jurisdiction: **NORTHEAST**

Fiscal Year Beginning: **2020**

Total equalized value in taxing jurisdiction: **\$449,909,381**

Exemption Code (Column A)	Exemption Description (Column B)	Statutory Authority (Column C)	Number of Exemptions (Column D)	Total Equalized Value (Column E)	Percentage of Value Exempted (Column F)
12100	NYS - GENERALLY	RPTL 404 (1)	31	8,259,300	1.84%
13500	TOWN - GENERALLY	RPTL 406 (1)	4	708,300	0.16%
13800	SCHOOL DISTRICT	RPTL 408	3	19,927,200	4.43%
25110	NONPROF CORP - RELIG	RPTL 420-a	4	2,329,400	0.52%
25120	NONPROF CORP - EDUCL	RPTL 420-a	2	401,200	0.09%
25130	NONPROF CORP - CHAR	RPTL 420-a	3	133,200	0.03%
25300	NONPROF CORP - SPECIFIED USES	RPTL 420-b	4	14,863,400	3.30%
26100	VETERANS ORGANIZATION	RPTL 452	1	311,300	0.07%
27350	PRIVATELY OWNED CEMETARY LAND	RPTL 446	4	30,700	0.01%
41120	ALT VET EX-WAR PERIOD-NON COMB	RPTL 458-a	31	372,000	0.08%
41130	ALT VET EX-WAR PERIOD- COMBAT	RPTL 458-a	20	400,000	0.09%
41140	ALT VET EX-WAR PERIOD - DISABILITY	RPTL 458-a	9	279,178	0.06%
41400	CLERGY	RPTL 460	1	1,500	0.00%
41700	AGRICULTURAL BUILDING	RPTL 483	3	136,200	0.03%
41720	AGRICULTURAL DISTRICT	AG-MKTS I 305	133	48,835,900	10.85%
41730	AGRIC LAND - INDIV NOT IN AG DIS	AG-MKTS I 306	2	459,000	0.10%
41800	PERSONS AGE 65 OR OVER	RPTL 467	5	599,550	0.13%
41804	PERSON AGE 65 OR OVER	RPTL 467	11	647,572	0.14%
41834	ENHANCED STAR	RPTL 425	103	8,764,020	1.95%
41854	BASIC STAR 1999-2000	RPTL 425	192	7,318,010	1.63%
47450	FOREST/REF LAND - FISHER ACT	RPTL 480	1	54,000	0.01%
47460	FOREST LAND CERTD AFTER 8/74	RPTL 480-a	10	3,658,000	0.81%
47610	BUSINESS INVESTMENT PROPERTY P	RPTL 485-b	2	526,740	0.12%
49500	SOLAR OR WIND ENERGY SYSTEM	RPTL 487	20	407,700	0.09%
<b>Totals</b>			<b>599</b>	<b>\$119,423,370</b>	<b>26.54%</b>

The exempt amounts do not take into consideration any payments for municipal services.

Amount, if any, attributed to payments in lieu of taxes: \$ \_\_\_\_\_  
(details contained on RP-495-PILOT)







**NEW YORK STATE DEPARTMENT OF TAXATION & FINANCE**  
**OFFICE OF REAL PROPERTY TAX SERVICES**  
**LOCAL GOVERNMENT EXEMPTION IMPACT REPORT**  
 (for local use only -- not to be filed with NYS Office of Real Property Tax Services)

RP-495 (9/08)

Date: 4/16/21

Taxing Jurisdiction: STANFORD

Fiscal Year Beginning: 2020

Total equalized value in taxing jurisdiction: \$166,205,019

Exemption Code (Column A)	Exemption Description (Column B)	Statutory Authority (Column C)	Number of Exemptions (Column D)	Total Equalized Value (Column E)	Percentage of Value Exempted (Column F)
13500	TOWN - GENERALLY	RPTL 406 (1)	2	683,600	0.41%
251200	NONPROF CORP - EDUCL (CONST PRO)	RPTL 420-a	1	72,050,000	43.35%
25300	NONPROF CORP - SPECIFIED USES	RPTL 420-b	6	6,743,500	4.06%
41120	ALT VET EX-WAR PERIOD - NON COMB	RPTL 458-a	1	12,000	0.01%
41130	ALT VET EX-WAR PERIOD - COMBAT	RPTL 458-a	2	40,000	0.02%
41140	ALT VET EX-WAR PERIOD - DISABILITY	RPTL 458-a	1	40,000	0.02%
41700	AGRICULTURAL BUILDING	RPTL 483	2	35,313	0.02%
41720	AGRICULTURAL DISTRICT	AG-MKTS L 305	37	23,776,290	14.31%
41800	PERSONS AGE 65 OR OVER	RPTL 467	2	268,000	0.16%
41834	ENHANCED STAR	RPTL 425	3	259,020	0.16%
41854	BASIC STAR 1999-2000	RPTL 425	5	185,550	0.11%
47460	FOREST LAND CERTD AFTER 8/74	RPTL 480-a	5	1,785,977	1.07%
<b>Totals</b>			<b>67</b>	<b>\$105,879,250</b>	<b>63.70%</b>

The exempt amounts do not take into consideration any payments for municipal services.

Amount, if any, attributed to payments in lieu of taxes: \$ \_\_\_\_\_  
 (details contained on RP-495-PILOT)





NEW YORK STATE DEPARTMENT OF TAXATION & FINANCE  
OFFICE OF REAL PROPERTY TAX SERVICES  
LOCAL GOVERNMENT EXEMPTION IMPACT REPORT  
(for local use only -- not to be filed with NYS Office of Real Property Tax Services)

RP-495 (9/08)

Date: 4/16/21

Taxing Jurisdiction: WASHINGTON

Fiscal Year Beginning: 2020

Total equalized value in taxing jurisdiction: \$38,881,614

Exemption Code (Column A)	Exemption Description (Column B)	Statutory Authority (Column C)	Number of Exemptions (Column D)	Total Equalized Value (Column E)	Percentage of Value Exempted (Column F)
41720	AGRICULTURARL DISTRICT	AG-MKTS L 305	7	5,351,567	13.76%
41854	BASIC STAR 1999-2000	RPTL 425	3	107,907	0.28%
47460	FOREST LAND CERTD AFTER 8/74	RPTL 480-a	9	4,310,522	11.09%
Totals			19	\$9,769,996	25.13%

The exempt amounts do not take into consideration any payments for municipal services.

Amount, if any, attributed to payments in lieu of taxes: \$ \_\_\_\_\_  
(details contained on RP-495-PILOT)

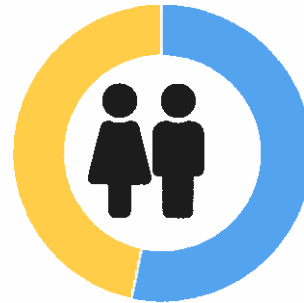
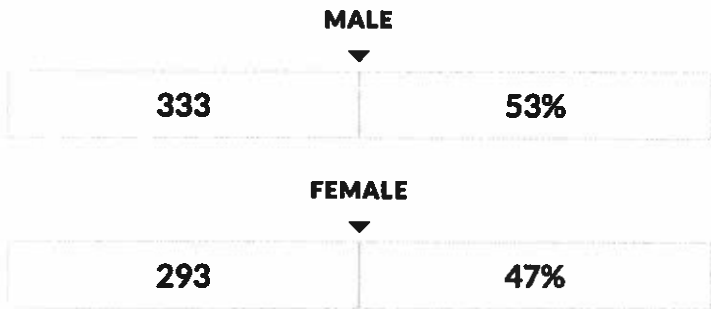


These enrollment data are collected as part of NYSED's Student Information Repository System (SIRS). These counts are as of "BEDS Day" which is typically the first Wednesday in October. Available are enrollment counts for public and charter school students by various demographics for the 2019 - 20 school year. For nonpublic school enrollment data please see the Non-Public School Enrollment and Staff information on our Information and Reporting Services webpage.

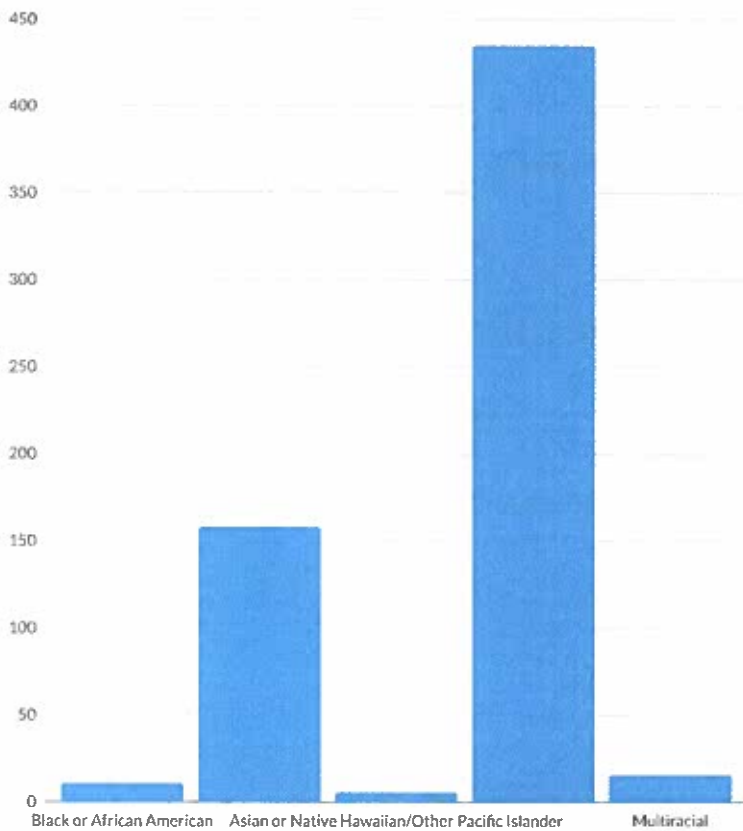
## NORTHEAST CSD ENROLLMENT (2019 - 20)

**K-12 Enrollment: 626**

### ENROLLMENT BY GENDER



### ENROLLMENT BY ETHNICITY



#### BLACK OR AFRICAN AMERICAN



#### HISPANIC OR LATINO



#### ASIAN OR NATIVE HAWAIIAN/OTHER PACIFIC ISLANDER



#### WHITE



#### MULTIRACIAL



**OTHER GROUPS**

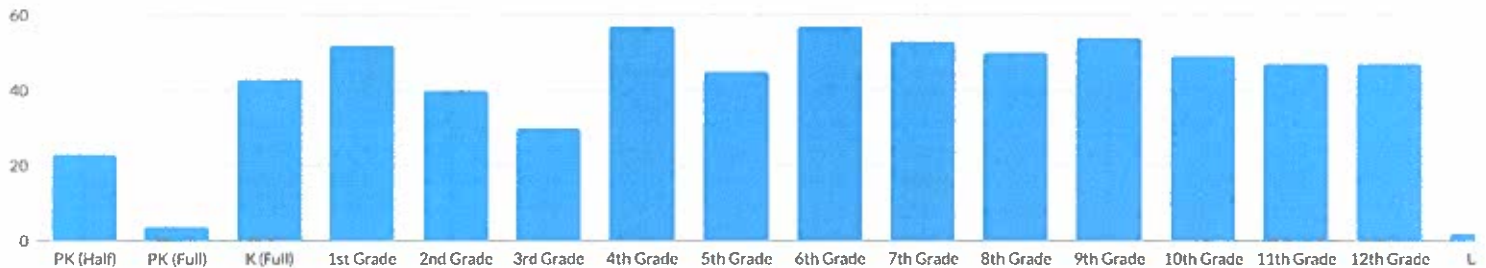
**ENGLISH LANGUAGE LEARNERS**

**STUDENTS WITH DISABILITIES**

**ECONOMICALLY DISADVANTAGED**

<b>96</b>	<b>15%</b>	<b>122</b>	<b>19%</b>	<b>350</b>	<b>56%</b>
<b>MIGRANT</b>		<b>HOMELESS</b>		<b>FOSTER CARE</b>	<b>PARENT IN ARMED FORCES</b>
-	-	-	-	-	-

**ENROLLMENT BY GRADE**



<b>23</b>	<b>4%</b>	<b>4</b>	<b>1%</b>	<b>43</b>	<b>7%</b>	<b>52</b>	<b>8%</b>
<b>2ND GRADE</b>		<b>3RD GRADE</b>		<b>4TH GRADE</b>		<b>5TH GRADE</b>	
<b>40</b>	<b>6%</b>	<b>30</b>	<b>5%</b>	<b>57</b>	<b>9%</b>	<b>45</b>	<b>7%</b>
<b>6TH GRADE</b>		<b>7TH GRADE</b>		<b>8TH GRADE</b>		<b>9TH GRADE</b>	
<b>57</b>	<b>9%</b>	<b>53</b>	<b>8%</b>	<b>50</b>	<b>8%</b>	<b>54</b>	<b>8%</b>
<b>10TH GRADE</b>		<b>11TH GRADE</b>		<b>12TH GRADE</b>		<b>UNGRADED SECONDARY</b>	
<b>49</b>	<b>8%</b>	<b>47</b>	<b>7%</b>	<b>47</b>	<b>7%</b>	<b>2</b>	<b>0%</b>

## NORTHEAST CSD - NEW YORK STATE REPORT CARD [2019 - 20]

The New York State Report Card is an important part of the Board of Regents' effort to create educational equity and raise learning standards for all students. Knowledge gained from the report card on a school's or district's strengths and weaknesses can be used to improve instruction and services to students. The report card provides information to the public on school/district staff, students, and measures of school and district performance as required by the Every Student Succeeds Act (ESSA). Fundamentally, ESSA is about creating a set of interlocking strategies to promote educational equity by providing support to districts and schools as they work to ensure that every student succeeds. New York State is committed to ensuring that all students succeed and thrive in school no matter who they are, where they live, where they go to school, or where they come from.

Due to COVID - 19 and resulting changes to New York State testing, accountability, and federal reporting requirements, 2020-21 district and school accountability statuses are the same as those assigned for the 2019-20 school year. For informational purposes, graduation rates for the Secondary Graduation Rate indicator using lagged 2018-19 data are reported. Spring 2020 standardized state assessments, including the June 2020 Regents examinations, were canceled and are, thus, not reported. For detailed information on requirement changes, please see the U.S. Department of Education-approved waiver and the memorandum from the Office of Accountability entitled " 2019-20 Accountability Implications to Address the COVID-19 Crisis ."

### 2020-21 ACCOUNTABILITY STATUS BASED ON 2018-19 DATA

---

Per the U.S. Department of Education-approved waiver, districts and schools, including subgroups, will maintain in the 2020-21 school year the same accountability status assigned for the 2019-20 school year with no progress determinations. For more information, please see the memorandum from the Office of Accountability entitled, "2019-20 Accountability Implications to Address the COVID-19 Crisis." The 2020-21 Accountability status may differ from the 2019-20 status as a result of a school reconfiguration. Schools that newly opened for the 2020-21 school year will not be displayed.

## TARGET DISTRICT

### SECTION 1003 SCHOOL IMPROVEMENT FUNDS (2019-20)

The link below provides a list of all Local Education Agencies and public schools that received section 1003 school improvement funds, including the amount of funds each school received and the types of strategies implemented in each school with such funds.

Section 1003 School Improvement Funds Data (61.38 kilobytes)

For information on the use of Title I School Improvement funds, see:

- 2018-19 Title I SIG 1003 Basic Application and Addendum for 2019-20 Extension
- 2019-20 Title I SIG 1003 Basic Planning
- 2019-20 Title I School Improvement Grant 1003 Targeted Support Grant
- 2019-20 Title I School Improvement Grant 1003 ENHANCED Comprehensive Support and Improvement (CSI) Support Grant
- 2019 NYSIP-PLC Phase II
- SIG Cohort 6 and 7 Schools Funded with SIGA in 2019-20

## ELEMENTARY/MIDDLE STATUSES BY SUBGROUP

Per the U.S. Department of Education-approved waiver, districts and schools, including subgroups, will maintain in the 2020-21 school year the same accountability status assigned for the 2019-20 school year with no progress determinations.

Subgroup	Status
All Students	Comprehensive Support and Improvement
Hispanic or Latino	Targeted Support and Improvement
Multiracial	Good Standing
White	Good Standing
English Language Learners	Good Standing
Students with Disabilities	Good Standing
Economically Disadvantaged	Good Standing

### SECONDARY STATUSES BY SUBGROUP

Per the U.S. Department of Education-approved waiver, districts and schools, including subgroups, will maintain in the 2020-21 school year the same accountability status assigned for the 2019-20 school year with no progress determinations.

Subgroup	Status
All Students	Good Standing
Hispanic or Latino	Good Standing
White	Good Standing
Students with Disabilities	Good Standing
Economically Disadvantaged	Good Standing

### SECONDARY GRADUATION RATE

Accountability graduation rate data are provided for informational purposes only in 2019-20 and are not used to make district or school accountability status determinations for the 2020-21 school year. For more information, please see the memorandum from the Office of Accountability entitled, "2019-20 Accountability Implications to Address the COVID-19 Crisis."



Subgroup	Cohort	Number In Cohort	Grad Rate
All Students	4-Year	50	82%
	5-Year	58	91.4%
	6-Year	55	94.5%
American Indian or Alaska Native	4-Year	0	–
	5-Year	0	–
	6-Year	0	–
Asian or Native Hawaiian/Other Pacific Islander	4-Year	0	–
	5-Year	0	–
	6-Year	6	–
Black or African American	4-Year	6	–
	5-Year	7	–
	6-Year	9	–
Hispanic or Latino	4-Year	21	–
	5-Year	17	–
	6-Year	19	–
Multiracial	4-Year	0	–
	5-Year	1	–
	6-Year	0	–
White	4-Year	35	85.7%
	5-Year	45	91.1%
	6-Year	42	92.9%
English Language Learners	4-Year	7	–
	5-Year	5	–
	6-Year	10	–
Students with Disabilities	4-Year	20	–
	5-Year	14	–
	6-Year	18	–
Economically Disadvantaged	4-Year	55	87.3%
	5-Year	54	92.6%
	6-Year	64	89.1%

## NATIONAL ASSESSMENT OF EDUCATION PROGRESS (NAEP) RESULTS (2018-19)

National Assessment of Education Progress (NAEP) are reported for statewide (New York State) and national results only. District- and school-level results are not reported for NAEP.

### NEW YORK STATE NAEP GRADE 4

SUBGROUP	READING				MATH			
	BELOW BASIC	BASIC	PROFICIENT	ADVANCED	BELOW BASIC	BASIC	PROFICIENT	ADVANCED
All Students	34	31	26	8	24	40	29	8
Students with Disabilities	73	18	7	1	61	30	7	2
American Indian or Alaska Native	*	*	*	*	*	*	*	*
Asian	21	27	34	17	8	23	43	26
Native Hawaiian/Other Pacific Islander	*	*	*	*	*	*	*	*
Black or African American	53	31	14	2	43	40	16	1
Hispanic or Latino	45	32	19	4	33	45	19	2
White	24	32	33	11	14	39	38	9
Multiracial	24	23	35	18	15	42	31	12
Limited English Proficient	78	17	4	*	51	40	8	1
Economically Disadvantaged	49	31	17	3	33	43	21	3

## NEW YORK STATE NAEP GRADE 8

SUBGROUP	READING				MATH			
	BELOW BASIC	BASIC	PROFICIENT	ADVANCED	BELOW BASIC	BASIC	PROFICIENT	ADVANCED
All Students	30	38	28	4	34	32	22	11
Students with Disabilities	58	31	10	1	72	22	5	2
American Indian or Alaska Native	*	*	*	*	*	*	*	*
Asian	21	33	36	10	15	25	29	31
Native Hawaiian/Other Pacific Islander	*	*	*	*	*	*	*	*
Black or African American	43	38	17	1	55	30	12	3
Hispanic or Latino	41	38	19	2	49	35	14	3
White	20	39	35	6	23	33	29	15
Multiracial	*	*	*	*	*	*	*	*
Limited English Proficient	83	16	1	*	88	10	2	*
Economically Disadvantaged	40	38	20	2	47	32	16	5

## NATIONAL NAEP GRADE 4

SUBGROUP	READING				MATH			
	BELOW BASIC	BASIC	PROFICIENT	ADVANCED	BELOW BASIC	BASIC	PROFICIENT	ADVANCED
All Students	35	31	26	9	20	40	32	9
Students with Disabilities	70	18	9	2	51	33	14	3
American Indian or Alaska Native	50	30	17	3	32	43	22	4
Asian	18	25	35	22	7	23	41	29
Native Hawaiian/Other Pacific Islander	45	31	20	4	30	40	24	5
Black or African American	53	30	15	3	35	45	18	2
Hispanic or Latino	46	31	19	4	27	45	24	3
White	24	31	32	12	12	36	40	12
Multiracial	28	32	29	11	17	40	34	10
Limited English Proficient	65	25	8	1	41	43	15	1
Economically Disadvantaged	48	31	18	3	29	45	23	3

## NATIONAL NAEP GRADE 8

SUBGROUP	READING				MATH			
	BELOW BASIC	BASIC	PROFICIENT	ADVANCED	BELOW BASIC	BASIC	PROFICIENT	ADVANCED
All Students	28	39	29	4	32	35	23	10
Students with Disabilities	64	27	8	1	68	23	7	2
American Indian or Alaska Native	40	41	19	1	48	37	13	3
Asian	13	30	43	13	12	24	31	33
Native Hawaiian/Other Pacific Islander	38	38	23	2	47	34	15	4
Black or African American	47	39	14	1	54	33	11	2
Hispanic or Latino	38	40	20	1	43	37	16	3
White	19	39	36	5	21	36	30	13
Multiracial	24	40	31	5	28	36	25	11
Limited English Proficient	73	24	3	*	73	22	4	1
Economically Disadvantaged	40	40	18	1	46	36	15	3

\*There are not sufficient data for this subgroup.

## STAFF QUALIFICATIONS (2019-20) INEXPERIENCED TEACHERS AND PRINCIPALS

	TEACHERS			PRINCIPALS		
	Total	# Inexperienced	% Inexperienced	Total	# Inexperienced	% Inexperienced
THIS DISTRICT	64	6	9%	4	1	25%
STATEWIDE	205,520	35,059	17%	4,784	1,237	26%
STATEWIDE HIGH-POVERTY SCHOOLS	46,266	13,190	29%	1,168	320	27%
STATEWIDE LOW-POVERTY SCHOOLS	61,131	5,677	9%	1,193	260	22%

Teacher and principal counts are as reported by schools and districts in the Student Information Repository System (SIRS).

**TEACHERS TEACHING OUT OF THEIR SUBJECT OR FIELD OF CERTIFICATION**

	Total	TEACHERS TEACHING OUT OF THEIR SUBJECT/FIELD OF CERTIFICATION	
		#	%
THIS DISTRICT	65	8	12%
STATEWIDE	216,218	20,182	9%
STATEWIDE HIGH-POVERTY SCHOOLS	46,676	9,564	20%
STATEWIDE LOW-POVERTY SCHOOLS	54,886	1,004	2%

Teacher counts are as reported in Teacher Access and Authorization (TAA).



Subgroup	Total	GRAD RATE		REGENTS WITH ADVANCED DESIGNATION		REGENTS DIPLOMA		LOCAL DIPLOMA		NON DIPLOMA CRED		STILL ENROLLED		GED TRANSFER		DROPOUT	
		#	%	#	%	#	%	#	%	#	%	#	%	#	%	#	%
Parents not in Armed Forces	52	45	87%	15	29%	28	54%	2	4%	1	2%	3	6%	0	0%	3	6%
Parents in Armed Forces	0	0	0%	0	0%	0	0%	0	0%	0	0%	0	0%	0	0%	0	0%
Not Homeless	52	45	87%	15	29%	28	54%	2	4%	1	2%	3	6%	0	0%	3	6%
Homeless	0	0	0%	0	0%	0	0%	0	0%	0	0%	0	0%	0	0%	0	0%
Not in Foster Care	52	45	87%	15	29%	28	54%	2	4%	1	2%	3	6%	0	0%	3	6%
Foster Care	0	0	0%	0	0%	0	0%	0	0%	0	0%	0	0%	0	0%	0	0%

© COPYRIGHT NEW YORK STATE EDUCATION DEPARTMENT, ALL RIGHTS RESERVED.


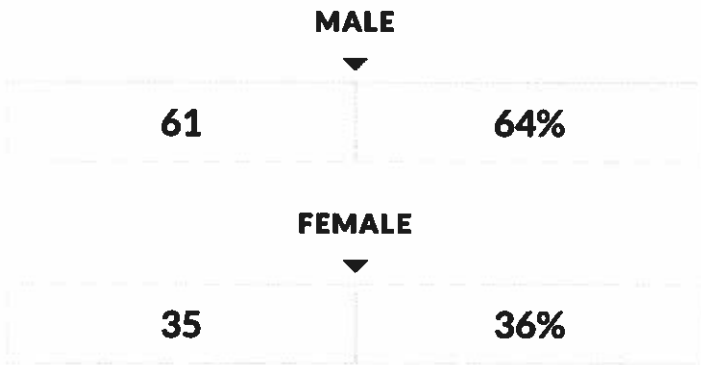
THIS DOCUMENT WAS CREATED ON: APRIL 16, 2021, 1:45 PM EST



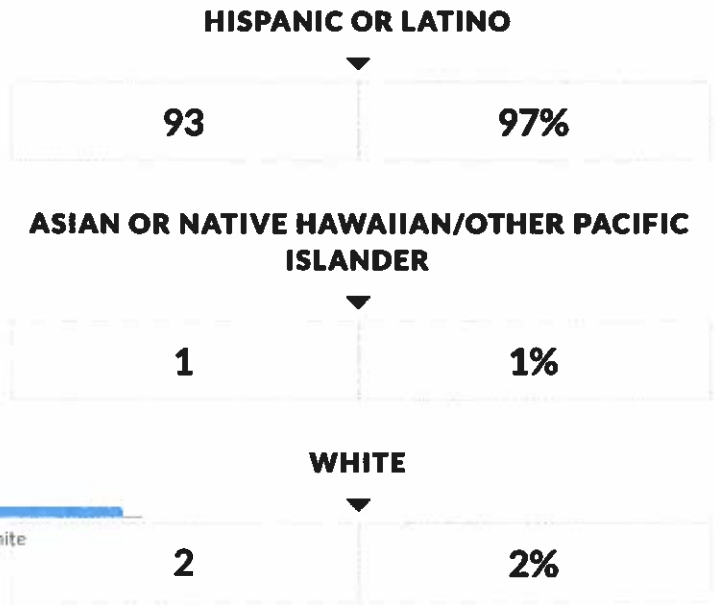

# NORTHEAST CSD ENGLISH LANGUAGE LEARNERS ENROLLMENT (2019 - 20)

K-12 ELL Enrollment: 96  
K-12 Former ELL Enrollment: 7

## ELL ENROLLMENT BY GENDER



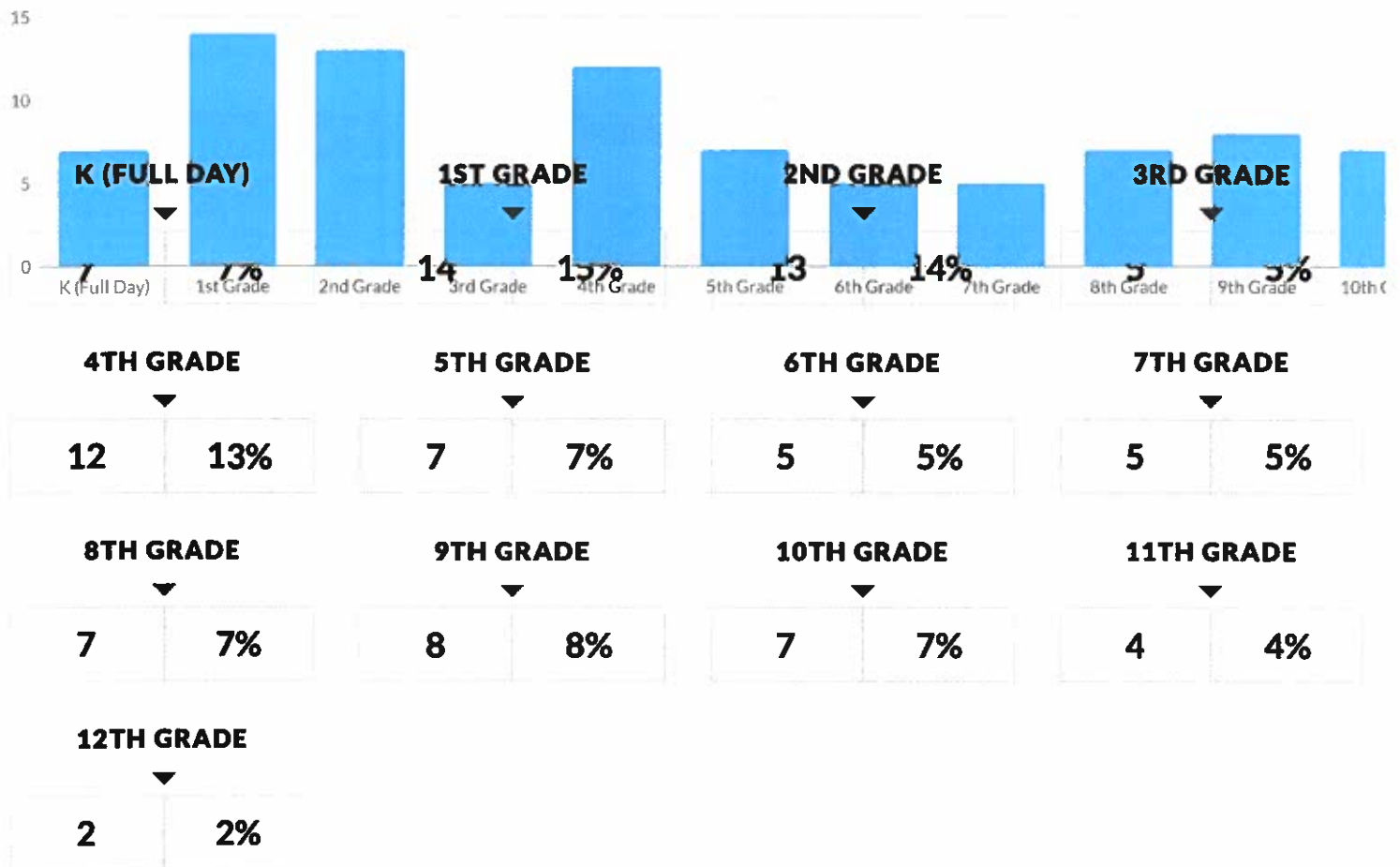
## ELL ENROLLMENT BY ETHNICITY



## OTHER GROUPS



## ELL ENROLLMENT BY GRADE



Data used to generate the Home Languages, English Language Learners Breakdown, and the English Language Learners Programs tables differs from the rest of the report. Students included in the Home Languages, English Language Learners Breakdown, and the English Language Learners Programs were those students who were identified as ELL during the school year. The rest of the report includes students who were ELL as of BEDS day.

### HOME LANGUAGES

- 1 Spanish
- 2 Quechua
- 3 Arabic
- 4 Chinese

### ENGLISH LANGUAGE LEARNERS BREAKDOWN

NEWCOMERS	DEVELOPING	LONG TERM	SIFE
77	19	8	0

### ENGLISH LANGUAGE LEARNERS PROGRAMS

**ENGLISH AS A NEW LANGUAGE**



**104**

**ONE WAY/ TWO WAY DUAL  
LANGUAGE PROGRAM**



**0**

**TRANSITIONAL BILINGUAL  
EDUCATION PROGRAM**



**0**

© COPYRIGHT NEW YORK STATE EDUCATION DEPARTMENT, ALL RIGHTS RESERVED.

THIS DOCUMENT WAS CREATED ON: APRIL 16, 2021, 1:47 PM EST



